



Activity Name: Which Way Did He Go?

Skill/Objective: Number Comparisons $>$ $<$

Directions:



1. Choose a work mat, a set of number cards and about 6 greater than/less than symbols.
2. Lay numbers on each box on the work mat.
3. Now lay the symbols between the two numbers to make a number comparison. Move the numbers around as needed to make the number sentences true.
4. Ask your teacher to check your work.
5. When it is correct, get a piece of paper and copy each comparison. before you put the activity away.



Copyright 2006, T. Palmieri

Materials

- Which Way Did He Go? work mat for each child in the center or small group
- Greater Than/Less Than 'gators', copied on heavy paper and cut apart. Laminate, if desired, for longer wear.
- Number cards, copied on heavy paper, enough for children in a center to share
- Blank paper and pencil


Which Way Did He Go? work mat




_____ "is greater than" or "is less than" _____.

PREVIEW


Is greater than




Is less than




Is greater than




Is less than




Is greater than




Is less than




Is greater than



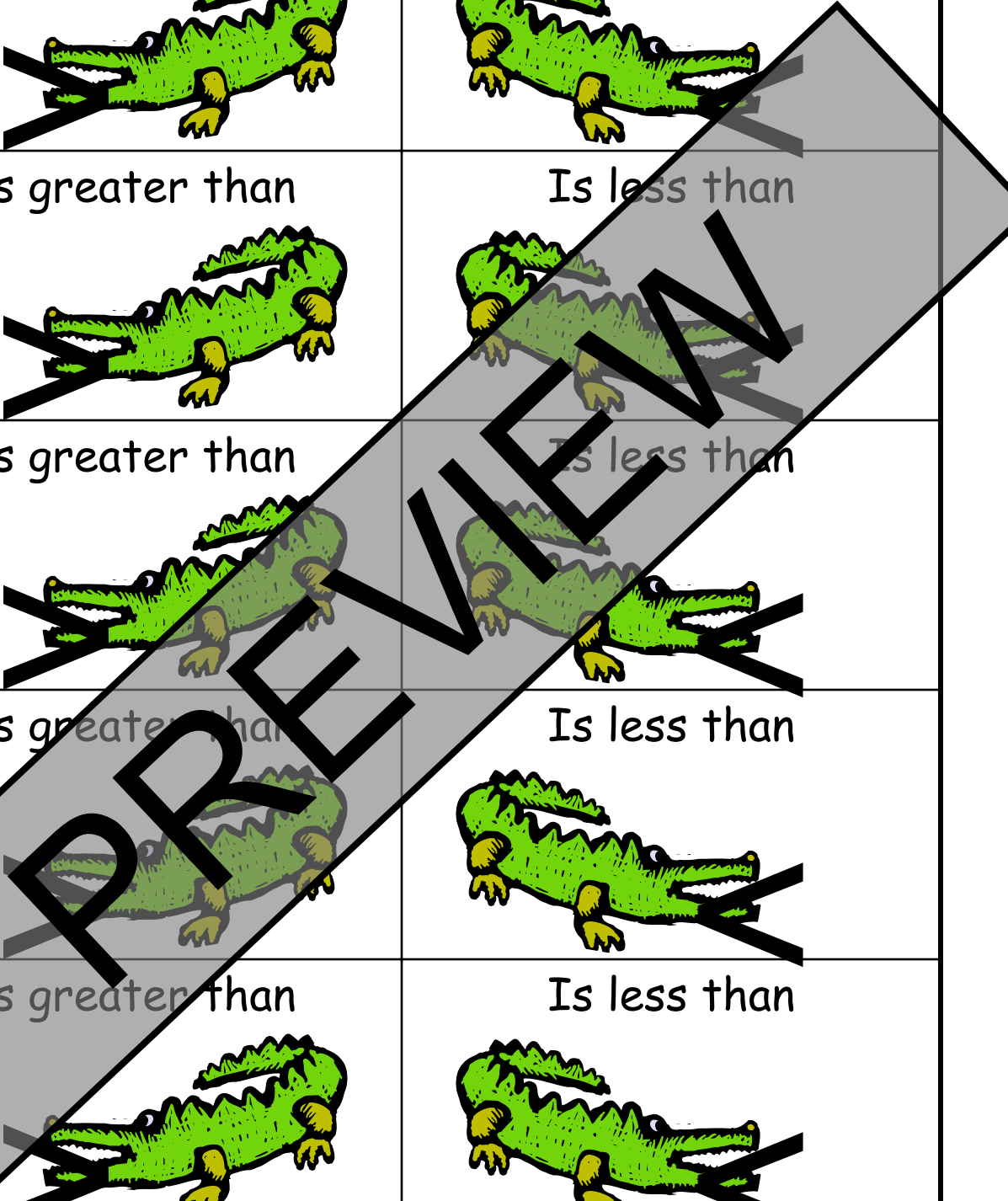

Is less than



Is greater than



Is less than



Copy and cut apart numbers to use with work mat

<u>27</u>	<u>42</u>	<u>36</u>	<u>59</u>
<u>71</u>	<u>62</u>	<u>97</u>	<u>85</u>
<u>19</u>	<u>34</u>	<u>69</u>	<u>56</u>
<u>93</u>	<u>15</u>	<u>24</u>	<u>49</u>
<u>78</u>	<u>80</u>	<u>51</u>	<u>87</u>
<u>63</u>	<u>72</u>	<u>28</u>	<u>38</u>