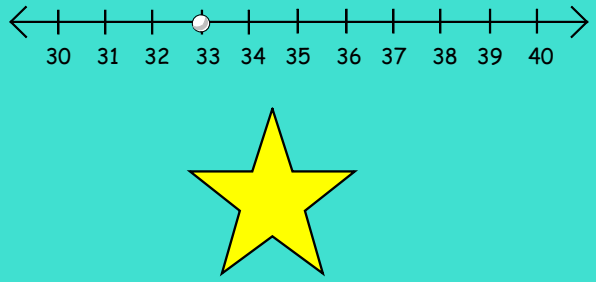


14
Rounding to the
Nearest Ten
56

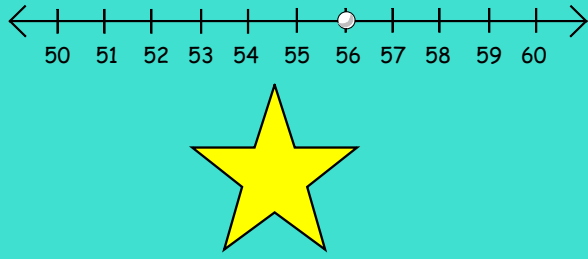


Created by: D. Baker©2009


You can use a number line to round 33 to the nearest ten by jumping the ball. Move the star to see if you are right.



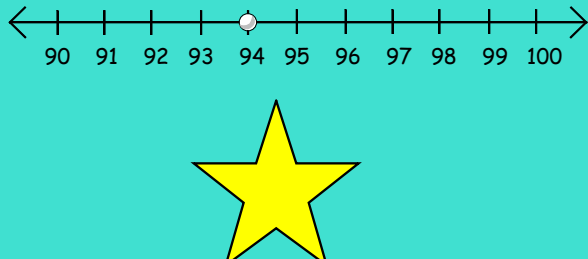
Round 56 to the nearest ten by jumping the ball.




Round 17 to the nearest ten by jumping the ball.



Round 94 to the nearest ten by jumping the ball.



Round 62 to the nearest ten by jumping the ball.



Round 75 to the nearest ten by jumping the ball.

A horizontal number line with arrows at both ends, labeled from 70 to 80 in increments of 1. A small white ball is placed on the tick mark for the number 75.

A large yellow five-pointed star with a black outline, positioned below the number line.

Round 27 to the nearest ten by jumping the ball.

A horizontal number line with arrows at both ends, labeled from 20 to 30 in increments of 1. A small white ball is placed on the tick mark for the number 27.

A large yellow five-pointed star with a black outline, positioned below the number line.

You can round numbers using a Hundred's Chart.

1	2	3	4	5	6	7	8	9	10
11	12	13	14	15	16	17	18	19	20
21	22	23	24	25	26	27	28	29	30
31	32	33	34	35	36	37	38	39	40
41	42	43	44	45	46	47	48	49	50
51	52	53	54	55	56	57	58	59	60
61	62	63	64	65	66	67	68	69	70
71	72	73	74	75	76	77	78	79	80
81	82	83	84	85	86	87	88	89	90
91	92	93	94	95	96	97	98	99	100

You can round numbers using a Hundred's Chart.

1	2	3	4	5	6	7	8	9	10
11	12	13	14	15	16	17	18	19	20
21	22	23	24	25	26	27	28	29	30
31	32	33	34	35	36	37	38	39	40
41	42	43	44	45	46	47	48	49	50
51	52	53	54	55	56	57	58	59	60
61	62	63	64	65	66	67	68	69	70
71	72	73	74	75	76	77	78	79	80
81	82	83	84	85	86	87	88	89	90
91	92	93	94	95	96	97	98	99	100

Round the numbers to the nearest ten and then wave the wand to see if you're right.

A white wand with a red handle and a white star-shaped head with a red tip. Below the wand are two columns of yellow stars. The numbers on the stars are: 53, 79, 21, 67 in the first column; and 44, 35, 99, 86 in the second column.

Round the number to the nearest ten and then pop the balloon to see if you are right!

Six colorful balloons arranged in two rows of three. The numbers on the balloons are: 62 (blue), 48 (green), 55 (purple) in the top row; and 95 (yellow), 41 (pink), 77 (green) in the bottom row.

The End!

http://www.teacherspayteachers.com/Store/dijobaker_category/Products