


This workbook contains 9 no-cook recipes presented as reading comprehension passages, followed by 5 or 6 comprehension questions. Recipes in this edition include: Autumn Leaves, Bagel Raccoons, Parts of a Spider, Christmas Decorations, Lighthouses, Conversation Hearts, Pistachio Puddings, Eruption Volcanoes, and Trail Mix. The recipes are designed to be read by students, and then prepared by students with minimal teacher assistance. After students have read the passage and completed the recipe, they will answer the comprehension questions. These recipes can be used successfully by both general and special education students in grades 3 through 5, and are great for middle and high school aged life skills students. They can be used as a small group activity, as a reading center, or in any way the teacher sees fit. Some of the recipes are a little messy, and some will not turn out “perfectly”. The point is for students to have fun, and to connect their reading to real-world situations. Further recipes and reading passages can be found in Recipes for Reading Comprehension. Recipes for Reading Comprehension, Volume 2, and Primary Recipes for Reading (geared toward younger or lower functioning students). Enjoy!



Are raccoons the cleanest of all forest animals? If you watch a raccoon eat, you might think so. When raccoons eat, they sometimes seem to wash their food in water. They often carry their food to a stream, dip it in, and rub it in a way that looks like washing. Scientists call this behavior *dousing*. Why do they do this? Scientists do not know. Maybe raccoons just like to play with their food!


### Make an Edible Raccoon

#### Materials:

- ½ of a mini bagel
- 1 tbsp. peanut butter
- 6 mini marshmallows
- 1 tbsp. chocolate frosting
- 1 Nutter Butter cookie
- Toothpick

#### Directions:

1. Spread 1 tbsp. peanut butter onto the bagel. Spread half the frosting onto the cookie.
2. Place the cookie onto the bagel, frosting side up and near the top. This will be the raccoon's mask. Use 2 mini marshmallows to make the eyes.
3. Spread the rest of the frosting on 2 of the remaining 4 marshmallows. Put the 4 marshmallows onto the toothpick in a white-black pattern. Poke the toothpick into the bagel to make the raccoon's tail.



Use the passage to answer the following questions. Circle the letter of the **best** answer.

1) According to the passage, what do raccoons often seem to do before they eat?

- A. wash their hands                      B. wash their food  
C. hunt for food                          D. pray
- 

2) What do scientists call a raccoon's washing behavior?

- A. bathing                                      B. dousing  
C. dunking                                      D. washing
- 

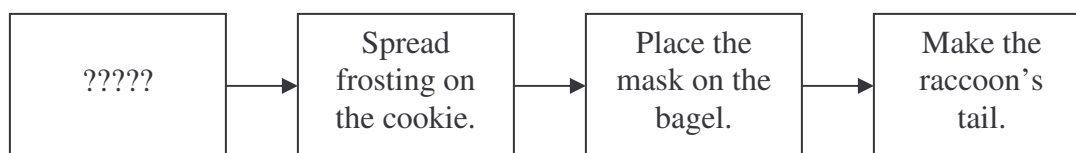
3) Why do raccoons wash their food?

- A. They want to be clean.      B. They are afraid of germs.  
C. They are thirsty.                      D. No one knows.
- 

4) What will you use to make the raccoon's tail?

- A. 4 marshmallows                      B. chocolate frosting  
C. a toothpick                              D. all of the above
- 

5) Which of the steps is missing from the flow map?



- A. Spread peanut butter on the bagel.  
B. Place the cookie on the bagel.  
C. Put the marshmallows on the toothpick.  
D. Eat the snack.