

Welcome to abcschoolhouse.com.

The following pages have been randomly selected from the "Ladybugs" printable in order to give you an idea of activities and blacklines provided.

The printables that are available on this web site are designed and written by Tracy Jarboe and Stefani Sadler. All artwork is the original creation of Stefani Sadler. We ask that you please honor our copyright and enjoy the FREE downloadable worksheets, and patterns as well as the purchased themed packets for your personal individual classroom use. These activities may NOT be reproduced and given away or shared with colleagues or sold in any manner. If you would like a site license, we are happy to accommodate you, please email us for further information. We are confident that you will enjoy the quality and creativity found in all our pre-school, kindergarten, first and second grade activities. Thank you for your patronage and happy teaching.



Tracy Jarboe & Stefani Sadler



Ladybugs

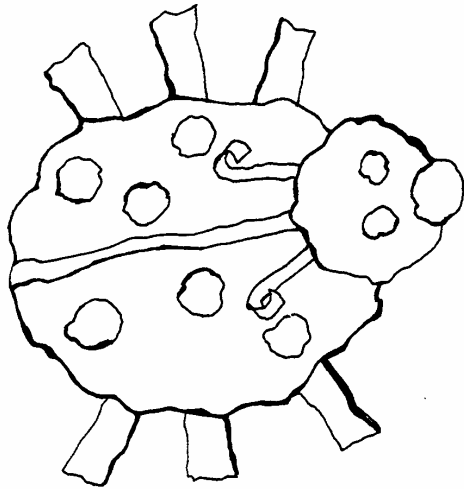
Multicurricular and Enrichment

Ladybug Activities

Pre K - Grade 2

Written by Tracy Jarboe & Stefani Sadler
Illustrated by Stefani Sadler

Ladybug Art



Torn paper

Materials:


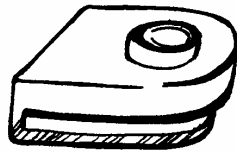
black & red const. paper
glue

Provide paper and glue and no scissors. Model how to tear the paper leaving no straight edges.

Paper Punch

Materials:

hole punch
heart punch
red/black paper
glue
black fine tip marker




Punch red hearts and black holes. Glue as shown and add spots with the marker.

Fingerprint Bugs


Materials:

Red stamp pad
Black fine tip marker


Touch inkpad with thumb or index finger—print on paper. Add details with marker.



How many spots are on the ladybug?




There are _____ spots on the ladybug.



I'm just buggy

about _____

because _____



I'm just buggy

about _____

because _____

