

Grades 3-6

Fun!

# Comma Usage

18 humorous worksheets and  
quizzes!



- ✓ Commas with a series
- ✓ Commas with consecutive adjectives
- ✓ Commas before small conjunctions
- ✓ Commas after an introductory phrase
- ✓ Commas and dates
- ✓ Commas and places
- ✓ Bonus ends of sentences  
punctuation practice

[More Resources by Rachel](#)

by   
Rachel  
Lynette 

# Comma Usage

Learning how to use commas correctly does not have to be boring! These motivating worksheets will make kids laugh while they learn how to punctuate properly. These worksheets give rules for use and opportunities for practice using funny sentences that will keep kids interested. Correlates with comma sub parts of Common Core Standard L2.

This resource includes 18 pages that are broken into six mini-units of three pages each. Each mini unit focuses on a different rule and includes two practice worksheets and a short, multiple choice, bubble-style quiz. The fifth unit is a mix of all the rules learned. There is also a unit on proper use of end marks. Answer keys are also included.

These will print out fine in color or in grayscale. If you are trying to get away from one-time worksheet use, consider laminating them and using them at centers with dry-erase markers.

## This resource includes the following:

Commas in a Series (lists and consecutive adjectives)

Commas in a Series II

Commas in a Series Quiz

Commas and Conjunctions

Commas and Conjunctions II

Commas and Conjunctions Quiz

Commas and Introductory Clauses

Commas and Introductory Clause II

Commas and Introductory Clauses Quiz

Commas with Dates and Places

Commas with Dates and Places II

Commas with Dates and Places Quiz

Fun with Commas (practice with all the rules)

Fun with Commas II

Fun with Commas Quiz

End that Sentence Right!

End that Sentence Right II

End that Sentence Right Quiz

Answer Keys

Please note that this resource takes a humorous, light-hearted approach. If you have a more conservative style, this may not be the right product for you.



This resource was created by Rachel Lynette copyright 2011. It may be printed and photocopied for single classroom and personal use only and may not be sold or distributed in any form. Thank you for respecting the copyright.

# Commas and Introductory Clauses ☺

A comma is used to divide the introductory part of a sentence from the rest of the sentence.

*Examples: Before Clyde goes to bed, he always feeds his pet porcupine.  
Unfortunately, Gwen had stomach flu the day it rained gumdrops.*

Use a comma to split the introductory word or phrase from the rest of the sentence. Underline the introductory phrase.

1. Although Mary loved her little lamb she loved lamb chops more.
2. By the time Charlotte was done with her homework her hair had grown two inches!
3. If I eat those slugs for lunch what will I have for dinner?
4. As soon as he jumped into the pool Bill remembered where he'd put the shark.
5. On the other hand the pizza was only on the ground for 4 seconds.
6. When I gave you the car keys I did not expect you to throw them into the lake.
7. If you invite the donkey inside don't let him sit on your couch.
8. Luckily George remembered not to stop breathing all day long.
9. Whenever we go to the movies we always bring the toilet plunger.
10. Sadly James was allergic to peaches.
11. After mother baked the cookies she ate them all herself and did not share any.
12. After school today I will teach all my friends how to use commas correctly!



# Commas and Introductory Clauses II ☺

A comma is used to divide the introductory part of a sentence from the rest of the sentence.

*Example: After we eat dinner we will tell ghost stories to the cat.*



Rewrite each sentence with commas in the proper places. Underline the introductory phrases.

1. Fortunately the cat did not actually have her tongue.

\_\_\_\_\_

2. Whenever Tony takes off his shoes his family puts on gas masks.

\_\_\_\_\_

3. After breakfast we all helped Rover do the dishes.

\_\_\_\_\_

4. Consequently Goldilocks was afraid of bears for the rest of her life.

\_\_\_\_\_

5. By the time all the clowns had gotten out of the car everyone had left the circus.

\_\_\_\_\_

\_\_\_\_\_

# Commas and Introductory Clauses Quiz

Fill in the correct bubble for each question.

- Which sentence is written correctly?
  - Fortunately, Jenna remembered to bring the blender to the park.
  - Fortunately Jenna remembered, to bring the blender to the park.
  - Fortunately Jenna remembered to bring the blender, to the park.
  - Fortunately Jenna, remembered to bring the blender to the park.
- Which sentence is written correctly?
  - After, the baseball game Kate changed out of her wedding dress.
  - After the baseball, game, Kate changed out of her wedding dress.
  - After the baseball game, Kate changed out of her wedding dress.
  - After the baseball game Kate changed, out of her wedding dress.
- Which sentence is written correctly?
  - While eating the pork chop Wilbur began to feel, that something was wrong.
  - While eating the pork chop Wilbur, began to feel that something was wrong.
  - While, eating the pork chop Wilbur began to feel that something was wrong.
  - While eating the pork chop, Wilbur began to feel that something was wrong.
- Which sentence is **not** written correctly?
  - Meanwhile the bunnies, prepared to attack.
  - Sadly, Edward did not survive the attack of the bunnies.
  - Still, I can't help thinking that those bunnies sure are cute.
- Which sentence is **not** written correctly?
  - While she was, sleeping Julie dreamed she was eating marshmallows.
  - Oddly, the marshmallows tasted like feathers.
  - When she woke up, Julie realized that her tummy was full and her pillow was missing.

## You may also want to check out:


Prefixes, Suffixes and Roots  
Figurative Language  
Poetry Writing Unit  
Dictionary worksheets  
Grammar Worksheets

<http://bit.ly/v3JjJP>  
<http://bit.ly/tGbKRN>  
<http://bit.ly/hmf0Wq>  
<http://bit.ly/eUgrUZ>  
<http://bit.ly/g4DfBy>

## TpT Store:



<http://www.rachel-lynette.com>

You can find ways to facilitate  
creative and critical thinking at  
[www.minds-in-bloom.com](http://www.minds-in-bloom.com)



"Like" my [facebook](http://www.facebook.com/mindsinbloom) page to find frequent freebies, teaching tips, useful links, and more: [www.facebook.com/mindsinbloom](http://www.facebook.com/mindsinbloom)

- ✓ ready-to-use
- ✓ highly rated
- ✓ Focused on higher level thinking skills

by   
Rachel  
Lynette 

A lot of my TpT earnings go to my son's college tuition.  
So, you are helping to educate yet another young person when you buy from me!