


# Area and Perimeter



Made by Smartboard Smarty

area




Perimeter




Area \_\_\_\_ square units Perimeter \_\_\_\_ square units




Area \_\_\_\_ square units Perimeter \_\_\_\_ square units




Area \_\_\_\_ square units Perimeter \_\_\_\_ square units




Area \_\_\_\_ square units Perimeter \_\_\_\_ square units




Area \_\_\_\_ square units Perimeter \_\_\_\_ units



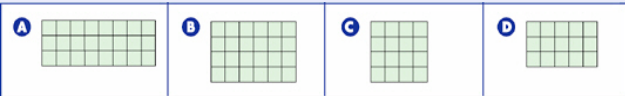
Area \_\_\_\_ square units Perimeter \_\_\_\_ units



Click on the following rectangle that has a perimeter of 18 square units and an area of 20 square units.

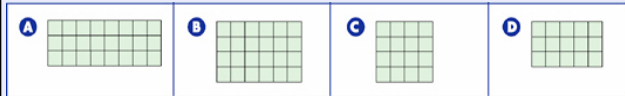


Click on the following rectangle that has an perimeter of 20 square units and an area of 24 square units.




A B C D

Click on the following rectangle that has an perimeter of 22 square units and an area of 24 square units.



A B C D

Click on the picture to practice working on perimeter and area.



Now it is time to practice the skill at your desk.



Lesson by Smartboard Smarty

More of my lessons can be found at

<http://www.teacherspayteachers.com/Store/Smartboard-Smarty/Products>

Yes!!!  
Nice  
Job!!!!

Back

Yes!!!  
Nice  
Job!!!!

Back

Yes!!!  
Nice  
Job!!!!

Back

Not Quite,  
Please try  
again!

Back

Not Quite,  
Please try  
again!

Back

Not Quite,  
Please try  
again!

Back